



Decorratti  **W** **ODEE**

Decorratti WOODEE

Installation Diagram and Instruction (Ceiling or Wall)

Calculating Amount of Material

Measure Area to Cover (Sqft.) (Wide x Length)

(Example: Terrace 10' x 10' = 100' sqft.)

Each Unit of WOODE has 5.95 sqft.

Total Units Needed: $100/5.95 = 17$ units

(Always order 10% of additional material).

Preparing Area for Installation (Ceiling or Wall)

- 1) Create a leveled and smooth surface.
- 2) Apply primer on area before installing sub-structure.
- 3) Use a self leveled laser or waterline level around perimeter of area.
- 4) Build substructure (Metal Studs, PVC Panel, Wood Structure, etc)
(Remember substructure should run opposite direction of WOODE)
See **Figure A.**

Woode Installation

- 1) Use Starting clips to install first Woode, after first use all intermediate clips.
See **Figure B.**
- 2) Install Clips every 16" center to center along all the woode plank.
- 3) Cover all the desired area, when you reach the last plank use the starting clip, at the end as final anchor.

Figure A.

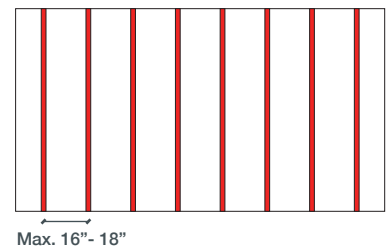
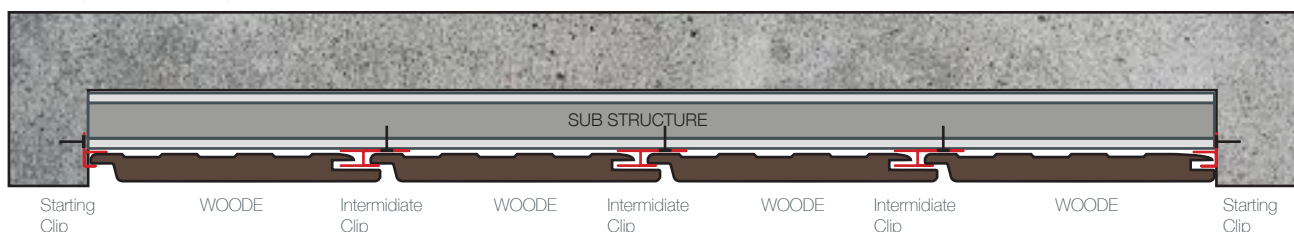


Figure B.



See **Figure C.** Ceiling Installation



Decorratti WOODEE

25 YEAR WARRANTY

The unique recipe and the special production procedure provide a final product with exceptional performances and make it last much longer than any hardwood. Thus, WOODEE is offered with a 25-year warranty against wood-decaying factors (fungi, rot, parasites, insects).



EXTREME RESISTANCE

Highly durable with extreme resistance against the weathering effects of rain, snow, frost, high temperature, intense sunlight and UV radiation as well as against other harmful factors which effect natural wood (fungi, insects, rot etc.). Moreover, it is resistant against chlorine and salty water, thus being ideal for pool terraces and seaside constructions.




EXTREME STURDINESS

Being solid and having this special recipe, WOODEE boards are extremely robust and resistant to impact and flexural loads, with top anti-distortion attributes. Better behaviour and lower risk of damage or paddle creation, even if high temperature differences occur.



INDEFINITE DESIGN SOLUTIONS


Make your choice and design the outdoor space of your dreams. WOODEE is a very versatile product with a great range of architectural solutions. Used either for decking, fencing or cladding, with a range of 9 colors and various surface patterns (linear, vintage etc.).



Decorratti **WOODEE**

SENSE OF WOOD

The absolute sense of wood brings you closer to nature and provides your space with undeniable beauty and naturalness. Just choose one of our special woody textures and color of your taste.




TOTALLY SAFE EVEN FOR BAREFOOT

The anti-slip surface with no splinters and all fixing screws concealed, along with the absence of burning issues, even on dark-colored surfaces with intense sunlight, eliminate completely the risk of injuries and make WOODEE boards totally safe for bare-feet children and adults.



EASY TO MAINTAIN

There is no need of maintenance such as staining, painting, oiling and waterproofing. Regarding cleaning, thanks to the very low water absorption, the rain by itself is quite enough. Alternatively, it can be washed quickly with the help of a water hose.



FRIENDLY TO ENVIRONMENT

Being a high-performance material and by far the best alternative against tropical hardwood, our product enhances environmental responsibility without any compromise in usability, taste and style. HDPE, used often in the healthcare sector, is not toxic in contrast to other plastic compounds and does not contaminate the surrounding area.



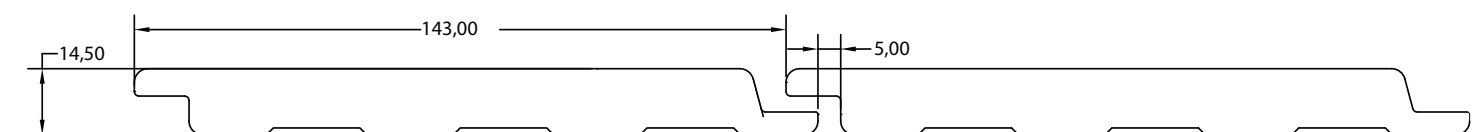


Specially designed cladding profiles without gaps
and joints in between

Provided in all available surface options
(Amazon, Vintage, Flat Plus), WOODEE Cladding
covers walls perfectly and offers an beautiful result.

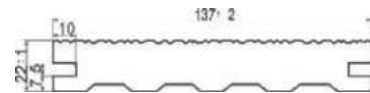


Cladding profiles can be easily supported on a simple
aluminium or WOODEE transom structure and
alternatively (e.g. in case of external wall insulation)
on a more sophisticated ALUMIL support system,
as M7000.






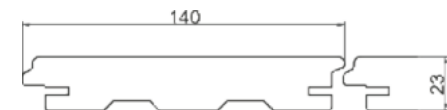
DS Deck
Standard



















DW Deck
Wide



DO Deck
Overlap



| | LINEAR 10 | VINTAGE 20 | AMAZON 40 | AMAZON PLUS 50 | FLAT PLUS 70 |
|---------------|---|--|--|--|--|
| WHITE 10 |  <small>DS DW</small> |  <small>DS DW DO</small> |  <small>DS DW DO</small> |  <small>DS</small> |  <small>DS DW DO</small> |
| CEDAR 20 |  <small>DS DW</small> |  <small>DS DW DO</small> |  <small>DS DW DO</small> |  <small>DS</small> |  <small>DS DW DO</small> |
| TEAK 30 |  <small>DS DW</small> |  <small>DS DW DO</small> |  <small>DS DW DO</small> |  <small>DS</small> |  <small>DS DW DO</small> |
| MERBAU 40 |  <small>DS DW</small> |  <small>DS DW DO</small> |  <small>DS DW DO</small> |  <small>DS</small> |  <small>DS DW DO</small> |
| PALISANDER 70 |  <small>DS DW</small> |  <small>DS DW DO</small> |  <small>DS DW DO</small> |  <small>DS</small> |  <small>DS DW DO</small> |
| GREY 50 |  <small>DS DW</small> |  <small>DS DW DO</small> |  <small>DS DW DO</small> |  <small>DS</small> |  <small>DS DW DO</small> |
| INOX 60 |  <small>DS DW</small> |  <small>DS DW DO</small> |  <small>DS DW DO</small> |  <small>DS</small> |  <small>DS DW DO</small> |
| EBEN 80 |  <small>DS DW</small> |  <small>DS DW DO</small> |  <small>DS DW DO</small> |  <small>DS DW DO</small> | |
| WENGE 90 |  <small>DS DW</small> |  <small>DS DW DO</small> |  <small>DS DW DO</small> | | |

Color Index

Decking code example
DO-2070
OVERLAP VINTAGE PALISANDER

